

4

KINDERGARTEN

INTRODUCTION OF THEMES

Theme: History and Relationship with Other Churches

Lesson 1

CHURCH AND PEOPLE

Aim:

To understand the relationship between the church and people.

Bible Verse: Psalm 84: 4

Blessed are those who dwell in your house; they are ever praising you.

Main Ideas:

We should always remember that people are more important than church buildings. People show respect to God when they gather for worship. Also, they learn how to respect others. There are differences between churches; but we learn to respect all people. They are the creation of God.

Teaching Strategies and Activities:

Teacher distributes pictures of worship service in a church and explains how important it is for the people to participate

in the service. People gather to praise God. How do they do it? How do people show reverence to God? (They dress well, (mark of respect), sit quiet and follow a pattern). Children color the picture. Teacher brings copies of the picture of a sanctuary, p.23 *Foundation and Vision*.

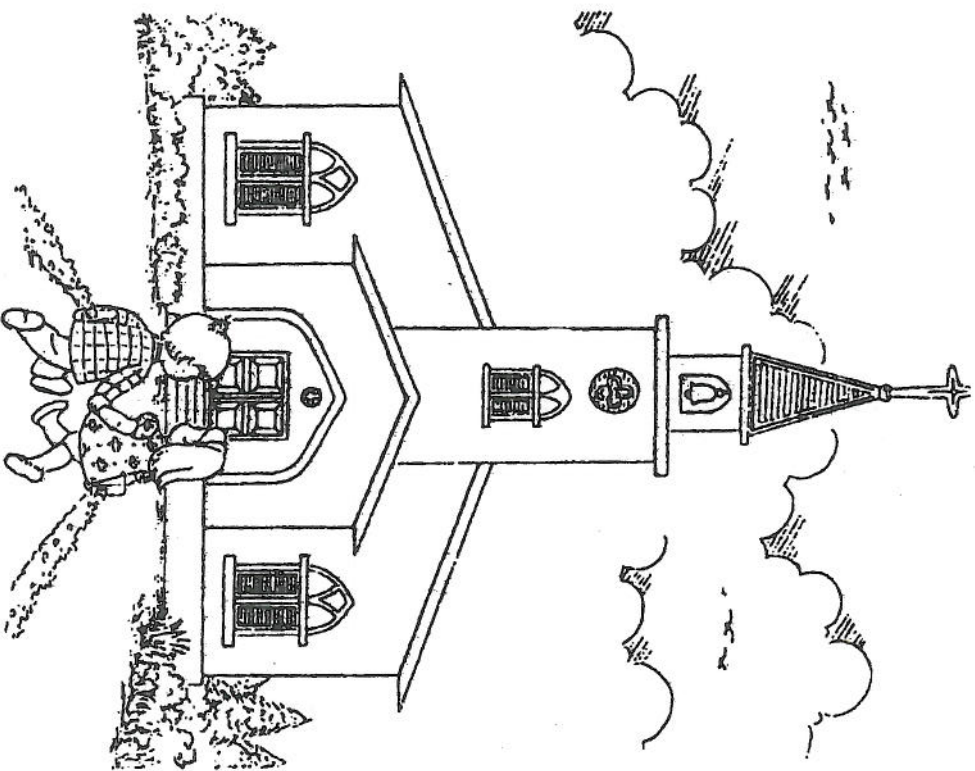
Materials:

A sheet of paper with people worshipping in a church (page 23) or other pictures of people worshipping.

Conclusion:

People gather in a church to worship God and gain spiritual strength. They learn how to show respect one another.

Church Building



KINDERGARTEN

INTRODUCTION OF THEMES

Theme: Worship: Faith and Practices of the Church

Lesson 2

PRAYER IN WORSHIP

- Aim:**
1. To understand that there are prayers in worship.
 2. To learn to pray (including Lord's Prayer).

Bible Verse: Psalms 118: 1

Give thanks to the Lord, for he is good; His love endures forever.

Main Ideas:

Throughout the Bible, we are reminded of the need for prayer in our life. Prayer is a time of conversation with our heavenly Father. Jesus taught his disciples the need of prayer. He taught them the Lord's Prayer.

Worship is an act of prayer. There are many prayers in our worship. We praise God for his blessings and give thanks. We pray for our needs as well as for others. Children shall learn short personal prayers. Also, they learn the Lord's Prayer.

Teaching Strategies and Activities:

Teacher is asking students to say the prayer they have learned at home. Teacher explains what prayer is and how we pray.

Talk about our prayer in the church. Show the worship book, *Order of Worship Prayers and Hymns*. Learn Lord's Prayer.

Materials:

Our worship book: *Order of Worship Prayers and Hymns*.

Conclusion:

Prayer is important in our worship.

KINDERGARTEN

INTRODUCTION OF THEMES

Theme: Christian Sacraments

Lesson 3

CHURCH MEMBERSHIPS THROUGH BAPTISM (MAMODISA)

Aim:

To recognize the importance of Baptism in the life of a Christian.

Bible Verse: Acts 2:47

And every day the Lord added to their group those who were being saved.

Main Ideas:

Baptism is an important event in Christian life. On this day, the Church, the community of believers, officially accepts us as its members. So we should know the date of our baptism by asking our parents. The priest or bishop, the lay leader, the Godparent (usually for the girl it is Godmother and for boy it is Godfather), parents, relatives and friends attend the baptism service. All of them pray together for blessing and express their loyalty to God as well as the baptized child. During the service, achen or bishop chants prayers before the Church sanctuary and also at the Baptismal Font (Mamodisa Kallu).

He uses water to pour upon the child's body. He also uses olive oil (saithu) and special oil consecrated by our senior Metropolitan bishop (mooron) to put on child's forehead, chest, hands and feet as signs of receiving Holy Spirit. We also should know who our Godparent is and make use of his/her advices and guidance to live according to Church practices.

Teaching Strategies and Activities:

Teach the process of infant baptism. Use a picture to show the parties involved: Celebrant (Achen), parents and Godfather/Godmother and religious community. What are their responsibilities? Ask the students to find out their date of baptism. Encourage them to know the details of their baptism, such as who baptized them, who their Godparent is in which church was it conducted and who were invited for the event.

Materials:

A sheet with the picture of the parties involved with the administration and celebration of baptism. Use crayons.

Conclusion:

Infant baptism is an important event in a Christian's life. The family members submit the child to God's hands by this sacrament. The priest or bishop performs this sacrament with the spiritual support of the believing community.

KINDERGARTEN

INTRODUCTION OF THEMES

Theme: Uniqueness and Central Values

Lesson 4

THE IMPORTANCE OF CHURCH AND SUNDAY SCHOOL

Aim:

To know the importance of the Church and Sunday School activities

Bible Verse: Mark 10:16

“And he took the children in his arms, put his hands on them and blessed them.”

Main Ideas:

The Sunday School is important in our church because children learn songs and Bible stories in the class. They learn that Jesus is their friend who loves them.

Teaching Strategies & Activities:

Teacher asks questions about various things children learn in Sunday School. Then color picture of a class listening to the teacher. Special attention is given to the picture of Jesus, which is to be distributed. Repeat a song learned in Nursery or the teacher can select other songs.

Materials:

Picture of a class. These children are in Sunday School class. They are learning about Jesus. How many children are in the class? Count them and write the number on the picture. Can you name some of the children who are in your Sunday school class? Photos of different activities in the church and Sunday School

Conclusion:

Sunday School is important because children learn about Jesus.

KINDERGARTEN

INTRODUCTION OF THEMES

Theme: Uniqueness and Central Values

Lesson 4

THE IMPORTANCE OF CHURCH AND SUNDAY SCHOOL

Aim:

To know the importance of the Church and Sunday School activities

Bible Verse: Mark 10:16

“And he took the children in his arms, put his hands on them and blessed them.”


Main Ideas:

The Sunday School is important in our church because children learn songs and Bible stories in the class. They learn that Jesus is their friend who loves them.

Teaching Strategies & Activities:

Teacher asks questions about various things children learn in Sunday School. Then color picture of a class listening to the teacher. Special attention is given to the picture of Jesus, which is to be distributed. Repeat a song learned in Nursery or the teacher can select other songs.

Children in a Sunday School Class



These children are in a Sunday-school class. They are learning about Jesus. How many children are in the class? Count them and write the number on the picture. Can you name some of the children who are in your Sunday School class?

KINDERGARTEN

INTRODUCTION OF THEMES

Theme: Mission and Ministry of the Church

Lesson 5

COLORING AND IDENTIFYING THE PARTS OF THE MAR THOMA CHURCH LOGO

Aim:

To understand the meaning of each symbol in the logo.

(The Cross, the Lamp and the Lotus)

Bible Verse: John 8:12

“I am the light of the world”.

Main Ideas:

The church logo has several symbols on it. Does anyone know what they are? The three symbols are (1) Cross (2) Lamp and (3) the Lotus flower.

Now each symbol or picture has a special meaning. The “Cross” stands for God’s love when He sent His only Son, Jesus Christ, to earth to die so that we might be saved. The “Lamp of Knowledge” gives light. Light removes darkness. When we have light, we feel safe and can see where we are going. We will not stumble or fall like we could when we are surrounded by darkness. The light represents Jesus Christ in

our lives. Lastly, the “Lotus Flower” plant starts underground. The plant has to fight its way through the dirt towards the sunlight. When it finds enough sunlight above the ground, the flower will bloom. This is similar to the world when evil surrounded it, just like the dirt surrounds the plant. But then, because of the light, the flower rises above the earth as Jesus did when He saved us from all the evil in the world.

Teaching Strategies and Activities:


1. Show students the logo. Describe each symbol.
2. Replicate the logo in a stain glass window format in which the students can either paint or color by numbers.

1 = brown	= cross
2 = yellow	= lamp
3 = green	= lotus leaves
4 = pink	= lotus flower petal
5 = red	= wheel
6 = blue	= shield
7 = purple	= text “LIGHTED TO LIGHTEN”
3. Sing the song, “Thy Word is a Lamp unto My Feet”.

Conclusion:

The symbols in the logo remind us what our church stands for. We shall keep away from the bad things of this world.

The Church Logo: Symbols



Di