

NURSERY

INTRODUCTION OF THEMES

Theme: History and Relationship with Other Churches

Lesson 1

THE PLACE OF WORSHIP

Aim: To become familiar with the concept of church and the building used for worship.

Bible Verse: Psalm 84:1

How lovely is your dwelling place, O Lord Almighty!

Main Ideas:

We give thanks to God in the church on Sundays. We do it by singing songs, praying and reading Bible. We call it worship. A church building is different from most other buildings in its shape. There is a cross on the top of the church. The size (usually big), shape and arrangements in the church are suitable for worship.

Teaching Strategies and Activities:

Teacher distributes a picture of the church building (p.12), and explains its specific shape. Teach a hymn about the church.

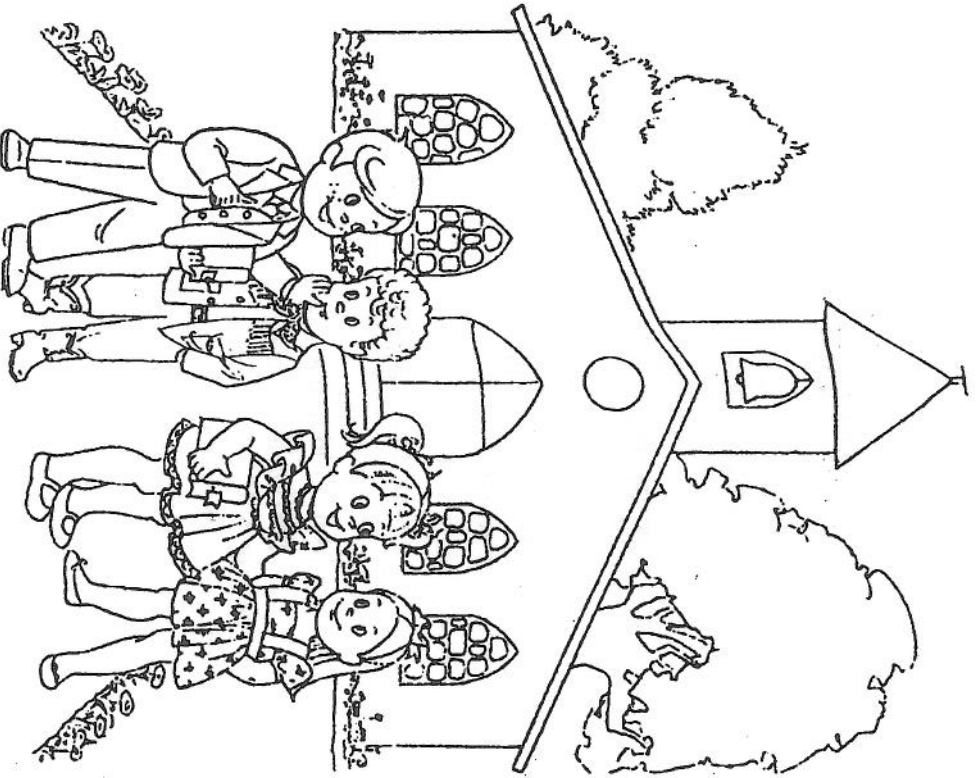
Materials:

A sheet of paper with the picture of a church building.

Conclusion:

Church has an important role in our lives. We worship in a church building.

Church, S. School Children



NURSERY

INTRODUCTION OF THEMES

Theme: Worship: Faith and Practices of the Church

Lesson 2

SINGING IN WORSHIP

Aim:

To learn singing as part of worship

Bible Verse: Psalm 96:1

Sing to the Lord a new song; Sing to the Lord, all the earth.

Main Ideas:

Singing songs is important part of worship. Singing with joy makes the worship beautiful. In Sunday school we learn songs. In the church the choir leads the singing. People join the choir and sing with them. We praise God by our songs.

Teaching Strategies and Activities:

In the church we sing songs (chorus) learned in Nursery class and hymns for worship. Teacher distributes the picture of children singing and they color it. Teacher sings chorus. For example: Jesus Love me this I know..... Jesus loves the little children..... and others


Materials:

Picture of children singing (p.38)

Conclusion:

We sing songs to praise God.

Children Singing



Thank you, Lord.

NURSERY

INTRODUCTION OF THEMES

Theme: Christian Sacraments

Lesson 3

BAPTISM OF CHILDREN

Aim:

To become familiar with Holy Baptism of children.

Bible Verse: Mathew 3:6B

...they were baptized by him in the Jordan River.

Main Ideas:

In our Church children are baptized. Baptism is a sacrament. We use water for this sacrament. It is conducted in the presence of family members and friends. Bishop (Thirumeni) or priest (Achen) baptizes children by pouring water over the head. They wear special colorful clothes called "Kappa". Sacraments are special celebrations to receive God's grace. We pray together for God's blessing.

Teaching Strategies and Activities:

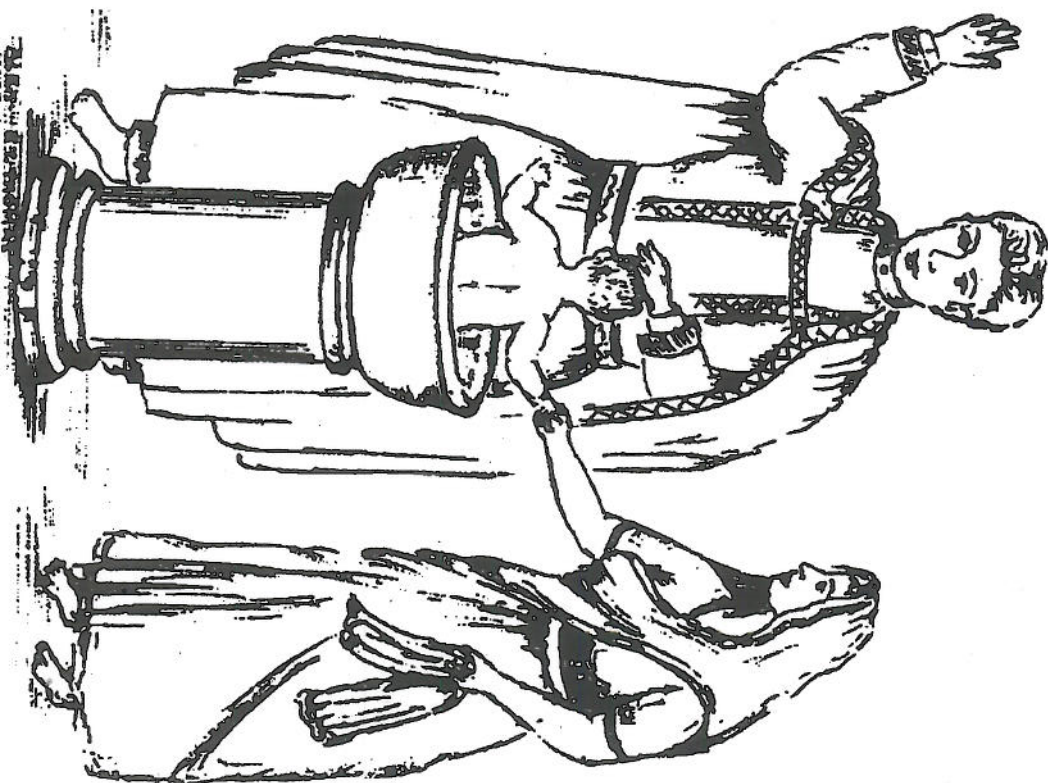
Bring some photographs of Baptism to narrate the events in Holy Baptism. Ask children to narrate their own roles when they attend their siblings' or cousins' baptism. Teacher tries to associate this event with the idea of sacredness. Ask children what they noticed during a baptism. Color the picture.

Materials:

Crayons and pictures of baptism

Conclusion:

Sacraments are very important in Christian life. They are occasions of celebration as well as dedicating ourselves to do the will of God. The members of our family and our Church support us to grow in Christian love. So we have to obey our parents and elders in our Church.

Baptismal Font

*Achen is baptizing a child while the mother is looking on.
People in the church are not shown.*

NURSERY

INTRODUCTION OF THEMES

Theme: Uniqueness and Central Values

Lesson 4

OUR CHURCH AND OUR SUNDAY SCHOOL

Aim:

To know about our church and our Sunday School

Bible Verse: Luke 18:16

“Let the little children come to me and do not hinder them, for the kingdom of God belongs to such as these.”

Main Ideas:

The name of our church is the Mar Thoma Church. It has a Sunday School. During the Sunday School, children learn to pray, sing songs and color pictures. The teacher tells them the stories of Jesus.

Teaching Strategies & Activities:

The teacher takes copies and distributes a picture of the Sunday School class (picture on page 57 in Foundation or other sources). The children color the pictures of the teacher, boys and girls. They learn the song “Jesus loves me this I know, For the Bible tells me so……”

Materials:

Paper, Pencil, crayons, and drawing of a Sunday school class for coloring.

Conclusion:

Mar Thoma Church has a Sunday School for children to learn about Jesus.

NURSERY

INTRODUCTION OF THEMES

Theme: Mission and Ministry of the Church

Lesson 5

COLORING THE LOGO OF OUR CHURCH

Aim:

To get to know the church logo.

Bible Verse: John 15:17

“This is my command: Love one another”.

Main Ideas:

This is our church logo. “Logo” is another word for symbol or a “picture that has a special meaning behind it”. Can you find the big cross in the middle of the logo? Why do you think the cross is so important? It is because Jesus died on the cross. The cross shows how much He loves us.

Where else in the church can we find a cross? A cross is always placed in the middle of the altar to remind us during worship service the greatest love and sacrifice Jesus made for each one of His children.

Teaching Strategies and Activities:


1. Show students the logo on the lesson (Page 62). Describe the symbols, (shield, lamp, cross, wheel, lotus flower) in greater detail with a larger emphasis on the cross.

2. Discuss where else people may find the cross in the world today.
3. Have two sheets of paper: One with an empty shield and the other with the symbols shown separately. During the first week of teaching this lesson, have the students color each item. In the week following, as a review, have the students cut and paste the symbols to its appropriate place on the shield.

Conclusion:

The cross is very special for Christians. Jesus died on the cross to show His love.

The Church Logo



Did